

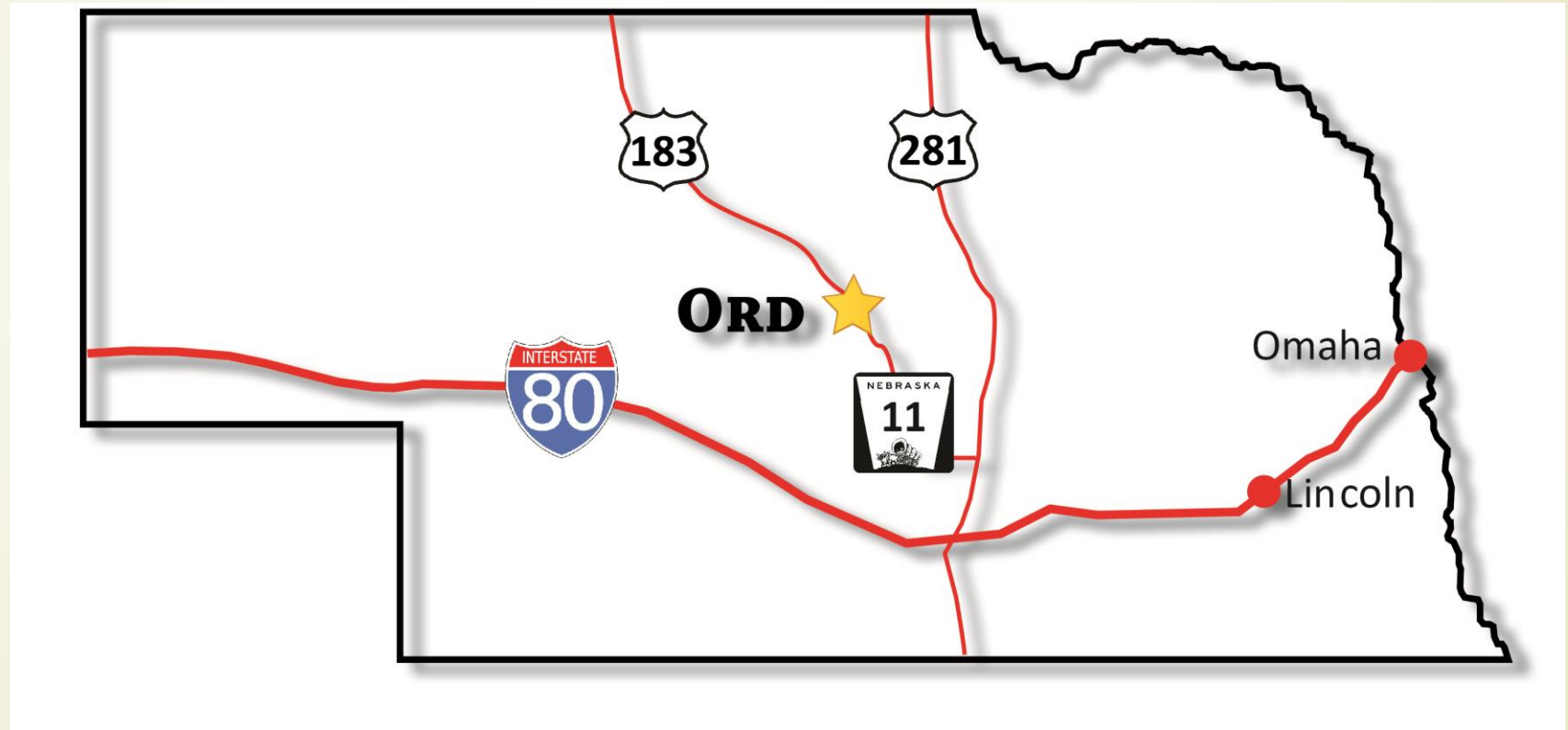
Small Places – Big Successes: Rural Towns Revitalizing Themselves



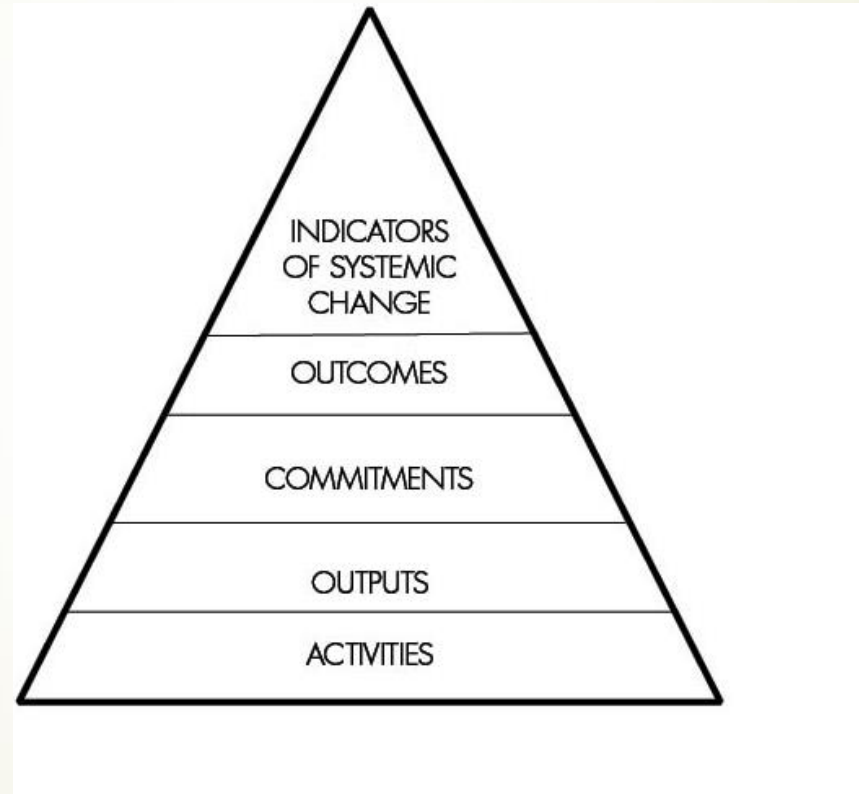
Milan Wall, Co-Director

Heartland Center for Leadership Development

Valley County, Nebraska



Hierarchy of Community Impacts



Population

Year	Population
1970	5,739
1980	5,633
1990	5,169
2000	4,647
2010	4,260

But...ESRI estimates that Ord will experience modest population growth

Between 2000-2010 30-34 years old saw net growth of 54%

School enrollment is up 25% and average class size is up 36%

Employment

Year	Employment
1970	2,598
2000	2,710
2016	3,100

2010-2016 increase in employment 0.90%



Personal Income

Year	Amount
1970	\$120,881
2000	\$146,151
2016	\$183,750

2010-2016 change 1.61%





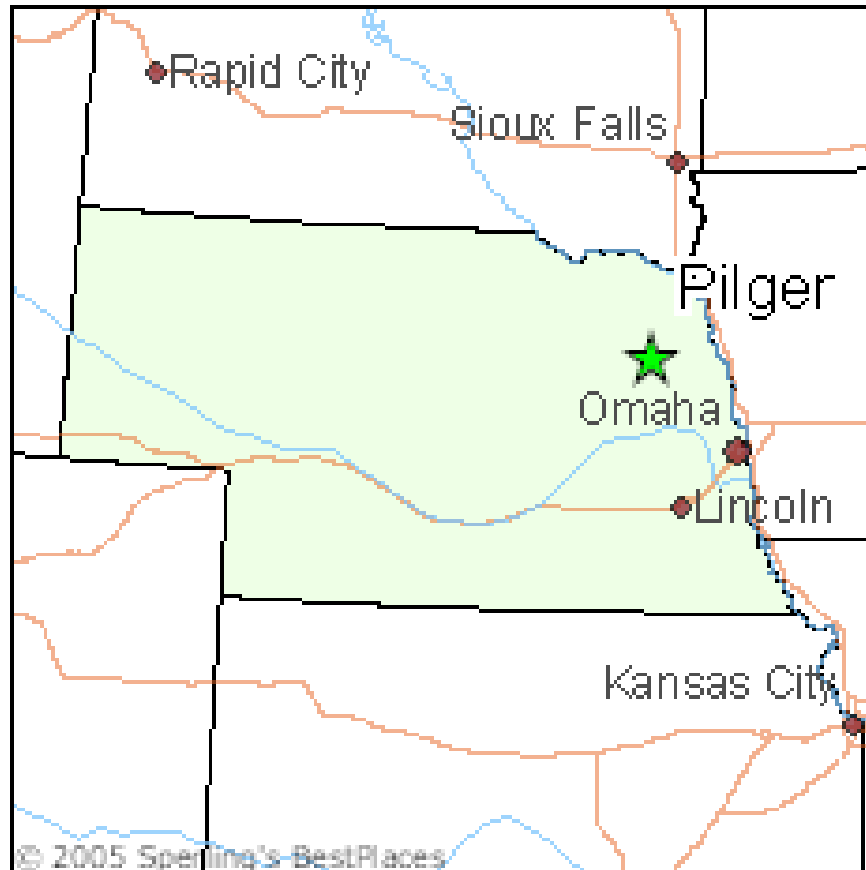
Key Indicators of Transformative Change

- ▶ **Income Taxes 2000-2016**
 - ▶ **Federal Adjusted Gross Income 20%**
 - ▶ **State Adjusted Gross Income 56%**

- ▶ **Property Tax Valuations 2000-2018**
 - ▶ **Ord 131%**
 - ▶ **Valley County 280%**

Pilger, Nebraska

Nebraska





Rural Futures Institute Video

<https://www.youtube.com/watch?v=8ryTGpsZ8Nk>

